

# **The Idiot & The Moon – 2015**

Overview – January 11

***The Great War of the Gods is winding down. Midway through March, Uranus will make the last of its squares to Pluto.***

The two Old Gods have been squaring-off with each other since 2008, symbolising a battle between freedom and control.

For those of you who know little of astrology ... and may care even less ... I ask for your patience as I try to explain the importance of what we've all been living through for the past few years.

In January, 2009, I wrote an essay published on [www.astrologicalinvesting.com](http://www.astrologicalinvesting.com) titled: The War of the Gods.

This is an extract from that article:

***"We are at the start at one of the great periods in the reformation of human history. The world is changing; it will change very fast; and it will change dramatically – and be far more widespread than at any other time in history, if for no other reason than the sheer numbers involved, in terms of both nations and populations.***

***To get some grasp on the Who? How? When? Where? and Why? we should, perhaps, return briefly to the old Greek myths.***

***The story of the Gods of Olympus is, above all else, a creation tale.***

***In the beginning, all was turmoil and toxicity. There was Uranus, the sky god, and there was Gaea, the earth mother.***

***Uranus lay down with Gaea and in a relationship considered incestuous, produced 12 offspring known as the Titans. Unsatisfied with his creations, Uranus kept the Titans locked in Gaea's womb, which produced great strain and pain for the earth mother.***

***According to Hesiod in his book, [Theogony](#), the youngest was Cronus (Saturn) and he was the most wily, the most ambitious, the most terrible of her children. Yet, it was to Saturn that Gaea turned for help.***

***He used a sickle to castrate his father and seize power. Replacing one weirdo dictator with another did not, at first, lead to any improvement in the condition of the world.***

***Saturn produced his own series of offspring with his Titan sister, Rhea, but, fearing one of them would turn against him as he had against Uranus, he swallowed them whole. The only exception was Zeus (Jupiter), whom Gaea protected by giving Saturn a stone wrapped in a baby's swaddling.***

***When Jupiter matured, he concocted a potion with Gaea's help, forcing Saturn to vomit up the rest of the children – who then divided into two groups to wage war for control of the world.***

***Neptune, Pluto and various other players joined up on Jupiter's side to wrest control from Saturn; most of the losers were condemned to the underworld, Tartarus, and Pluto was given domain over the underworld to keep these "evil" forces from breaking free.***

**We can see then, from these old myths, that the forces and power symbolised by Uranus, Saturn, Jupiter, Neptune and Pluto lead to great clashes which change the very nature of the world around us.**

**We can also tell from the interrelationships that Saturn does not have a happy relationship with the other four Gods.**

**And so, it is to these old tales we must turn for guidance on reading the symbolism of the developing astrological aspects between these planets.**

**Pluto has the enormously destructive power of the "evil" imprisoned in Tartarus at his beck and call – but, ultimately, falls under Jupiter's will, so the effects of the use of the power must eventually morph into something benefic and productive.**

**It is why we associate Pluto with complete destruction, followed by rebirth. The "evil" power is unleashed to tear down anything and everything which stands in the way of a total makeover. It is the tale of the Phoenix, which must be burned to ashes before it can be reborn.**

**The other component of the Greek myths we need to take into account when trying to get a sense of why our world seems to be being turned upside down is the nature of the signs.**

**The most active of the astrological signs are the Cardinal ones ... Aries, Cancer, Libra and Capricorn.**

**Cardinal signs initiate action – and when they're stirred into action, the effects can be very wide-ranging and far-reaching, especially in terms of the symbolism of the sign involved.**

**Pluto's previous transit of a Cardinal sign started in the early 1970s in Libra. It changed the world irrevocably, especially in terms of all close one-to-one relationships. Marriage as an "institution" would never again have quite the same compulsion as it did in earlier centuries. "Living in sin" underwent a social reformation and "partnership" started to replace more formal marriage, without much of the social disapproval that had previously applied.**

**Given that Libra is a feminine sign, under the rulership of a Venus interested in equality and fair play, the Pluto transit here also gave rise to a reborn drive for women to reclaim a position of "power" in "society".**

**Pluto's symbolism is very closely related to "power" and Libra, as a sign, relates to "society".**

**So, when it comes to Pluto's current transit of another Cardinal sign, Capricorn, we know that great shifts in the balance of power are going to emerge as a central theme.**

**We know that all the time-honoured "institutions" that are Capricornian in nature will be torn down and remade in a form that makes them almost unrecognisable from what was there before.**

**And, given that it's Capricorn, we're talking about some really big institutions. Government, nations, national borders and restrictions, corporations, the power "elite", even the police ... all these fall under Capricorn control."**

**Well, here we are now at the start of 2015, 6 years later, and the world has changed ... quite dramatically.**

**Writing over the past few years, I have characterised Uranus square Pluto as armed rebellion and aggressive, radical demands for "freedom" (Uranus in Aries) versus a determined attempt by the power elites to maintain power and control to preserve the status quo at all costs (Pluto in Capricorn).**

Turn on the television news and it's everywhere. From the streets of New York, to Paris, to Hong Kong, to Bangkok, the police have been increasingly "militarised" to counter the threats, regardless of whether those threats are armed and violent or relatively peaceful.

Governments are spying on their citizens to a degree which would have had the Stasi drooling with delight.

Unelected officials at Central Banks around the world are running the printing presses non-stop, flooding the world with new money to protect the banks, even as their no-interest policies send savers to the poorhouse.

Debt has ballooned. In countries like Japan and the United States, it is unlikely it can ever be paid back – at least not in what we might regard as the "normal" way.

It is Pluto in Capricorn at work. The power elites will stop at nothing to protect their privileged position.

It is not, of course, the first time it has happened. Pluto is a slow-moving planet in terms of its orbit around the Sun.

Pluto's last journey through Capricorn began in January 1762 and finished late in 1778. And Uranus was in Aries then, too.

We had ... armed rebellions.

We had ... pirates seizing control of government assets and making travel unsafe.

We had ... the superpowers of the time - England, Spain, France and Holland – constantly battling each other, while simultaneously trying to suppress demands for more freedom from within their own populations.

We had ... new nations being formed, borders being shifted, and the start of a fundamental shift in the power axis of the world.

Which is, I guess, my point. We have gone through, in the past few years, the *start* of a process which marks the emergence of a new era in human history.

So, while Uranus will make the last of its squares to Pluto in mid-March, it is not "the end", simply the end of the beginning.

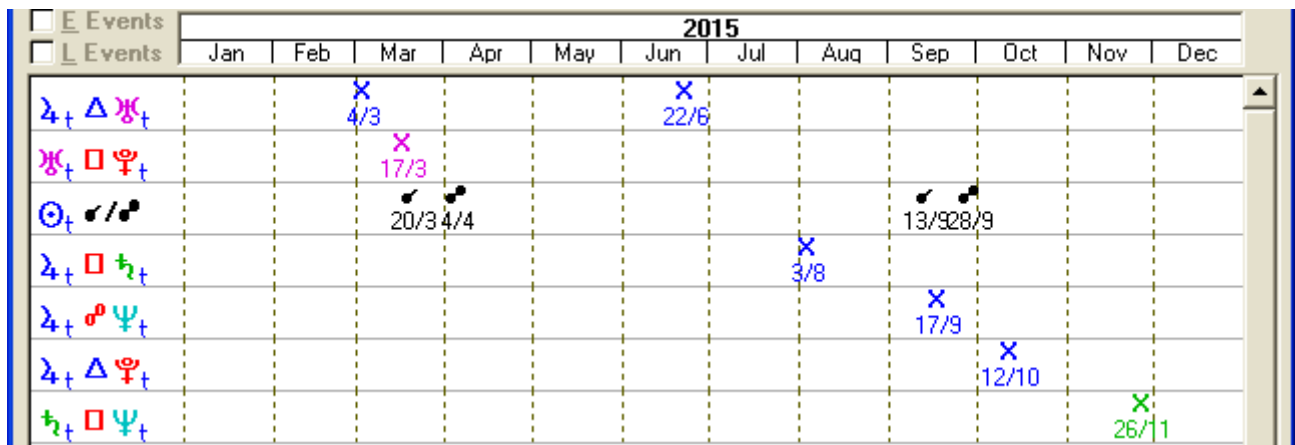
And, quite possibly, the start of a period when we find out just how well these attempts by the power elites to keep "control" will stand-up.

We are heading into a year with few major astrological transits ... and most of them involve the head honcho of the Old Gods, Jupiter.

I have often mentioned that Jupiter and Sagittarius are the symbols of expansion, growth and exaggeration.

In good times, the good times really rock. But sometimes, what gets exaggerated is fear and growth can collapse like a house of cards.

So, that's the big picture overview of what's happening with *The Spooky Stuff*. Before we leave it entirely and turn our attention to the technical condition of the markets, let's first take a look at the timing of 2015's transits ...



As we can see from the above time map, there are only 6 major astrological aspects in 2015 and four of them involve Jupiter (shaped like a 4 in the glyphs above).

The two most significant periods suggested by the time map are mid to late March, when the last of the Uranus square Pluto aspects will be joined by eclipses, and in mid-September, when Jupiter opposed Neptune also coincides with eclipse triggers.

On the following page, there is a second time map which includes all the aspects made by Mars to the outer planets in the coming year.

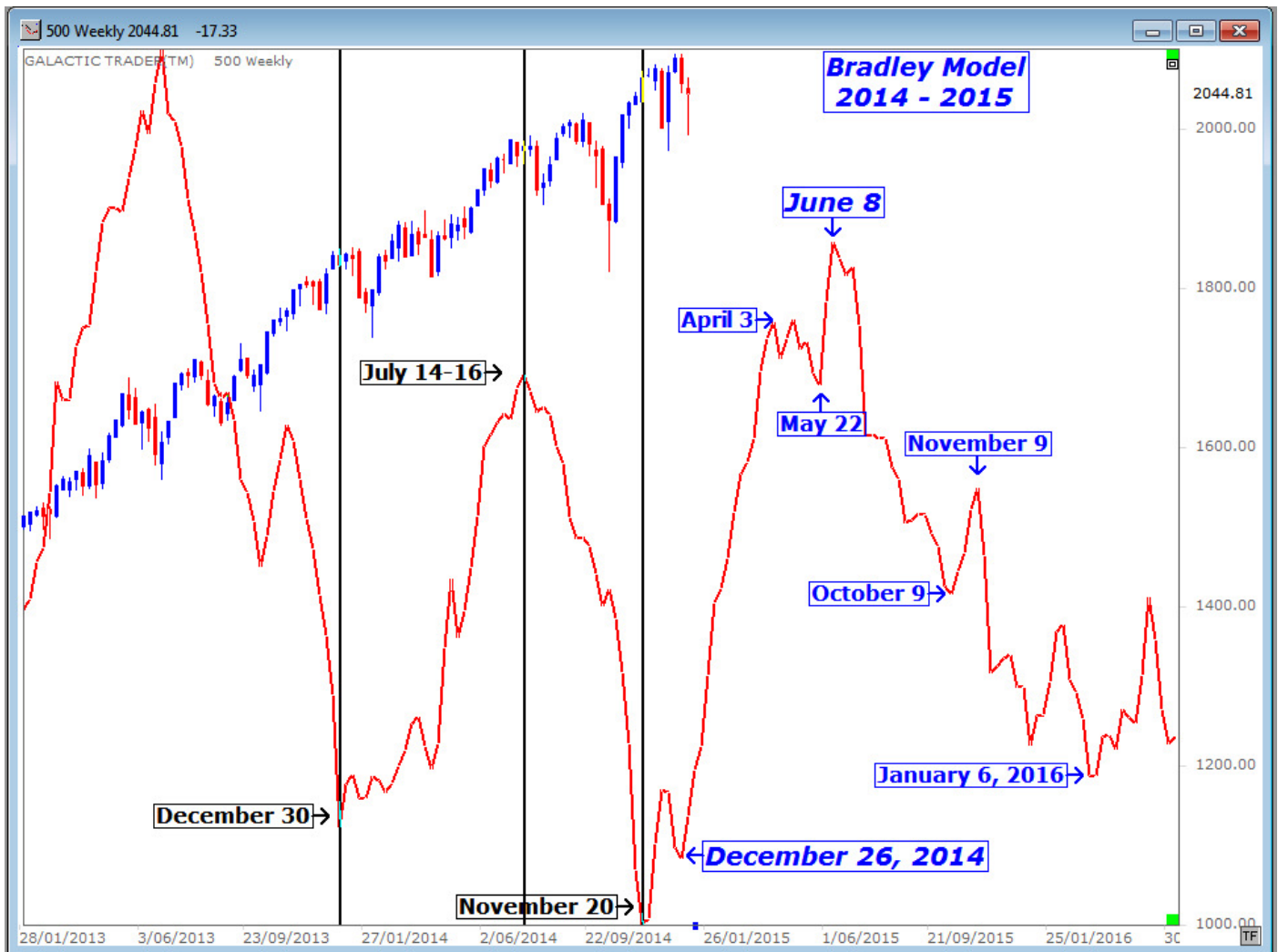
Mars is the astrological symbol for drive, energy and action and, at various times, I have shown you planetary price charts showing how various indices, especially Wall Street's SP500, tend to travel within Martian channels.

I have marked with red rectangles the time periods likely to be significant in terms of stock market movements over the next 12 months.

		2015											
E Events		Jan	Feb	Mar	Apr	May	Jun	Jul	Aug	Sep	Oct	Nov	Dec
♂♂♂♂♂♂	♂♂♂♂♂♂	X 2/1											
♂♂♂♂♂♂	♂♂♂♂♂♂	X 15/1											
♂♂♂♂♂♂	♂♂♂♂♂♂	X 20/1											
♂♂♂♂♂♂	♂♂♂♂♂♂	X 30/1											
♂♂♂♂♂♂	♂♂♂♂♂♂		X 26/2										
♂♂♂♂♂♂	♂♂♂♂♂♂		X 4/3					X 22/6					
♂♂♂♂♂♂	♂♂♂♂♂♂		X 10/3										
♂♂♂♂♂♂	♂♂♂♂♂♂		X 12/3										
♂♂♂♂♂♂	♂♂♂♂♂♂		X 12/3										
♂♂♂♂♂♂	♂♂♂♂♂♂		X 17/3										
♂♂♂♂♂♂	♂♂♂♂♂♂			X 13/4									
♂♂♂♂♂♂	♂♂♂♂♂♂			X 18/4									
♂♂♂♂♂♂	♂♂♂♂♂♂			X 22/4									
♂♂♂♂♂♂	♂♂♂♂♂♂				X 15/5								
♂♂♂♂♂♂	♂♂♂♂♂♂				X 26/5								
♂♂♂♂♂♂	♂♂♂♂♂♂					X 5/6							
♂♂♂♂♂♂	♂♂♂♂♂♂					X 9/6							
♂♂♂♂♂♂	♂♂♂♂♂♂						X 9/7						
♂♂♂♂♂♂	♂♂♂♂♂♂						X 16/7						
♂♂♂♂♂♂	♂♂♂♂♂♂						X 25/7						
♂♂♂♂♂♂	♂♂♂♂♂♂						X 3/8						
♂♂♂♂♂♂	♂♂♂♂♂♂							X 6/8					
♂♂♂♂♂♂	♂♂♂♂♂♂							X 9/9					
♂♂♂♂♂♂	♂♂♂♂♂♂							X 17/9					
♂♂♂♂♂♂	♂♂♂♂♂♂							X 26/9					
♂♂♂♂♂♂	♂♂♂♂♂♂							X 7/10					
♂♂♂♂♂♂	♂♂♂♂♂♂							X 12/10					
♂♂♂♂♂♂	♂♂♂♂♂♂							X 16/10					
♂♂♂♂♂♂	♂♂♂♂♂♂							X 18/10					
♂♂♂♂♂♂	♂♂♂♂♂♂								X 24/11				
♂♂♂♂♂♂	♂♂♂♂♂♂								X 26/11				
♂♂♂♂♂♂	♂♂♂♂♂♂								X 7/12				
♂♂♂♂♂♂	♂♂♂♂♂♂								X 11/12				

## The Bradley Model

It's interesting that the Bradley Model forecast for 2015 predicts major trend change dates which don't coincide with the major transit dates.



Last year's Bradley Model dates are marked in black, this year's in blue. There were only three major turn dates last year and each coincided with temporary peaks in the SP500.

I caution every year that it is the *dates* of the Bradley Model which are important, not the *direction*, nor the *amplitude*, of the trend change as indicated by the red line.

In the years it works, the Bradley Model can be uncannily accurate. I'm not sure last year was one of those.

The model did pick turn dates very accurately. But, they were hardly major trend changes.

Nevertheless, it could prove to be very useful to keep a close eye on the behaviour of stock markets as these dates are approaching to see whether a tradeable swing low or high is forming.

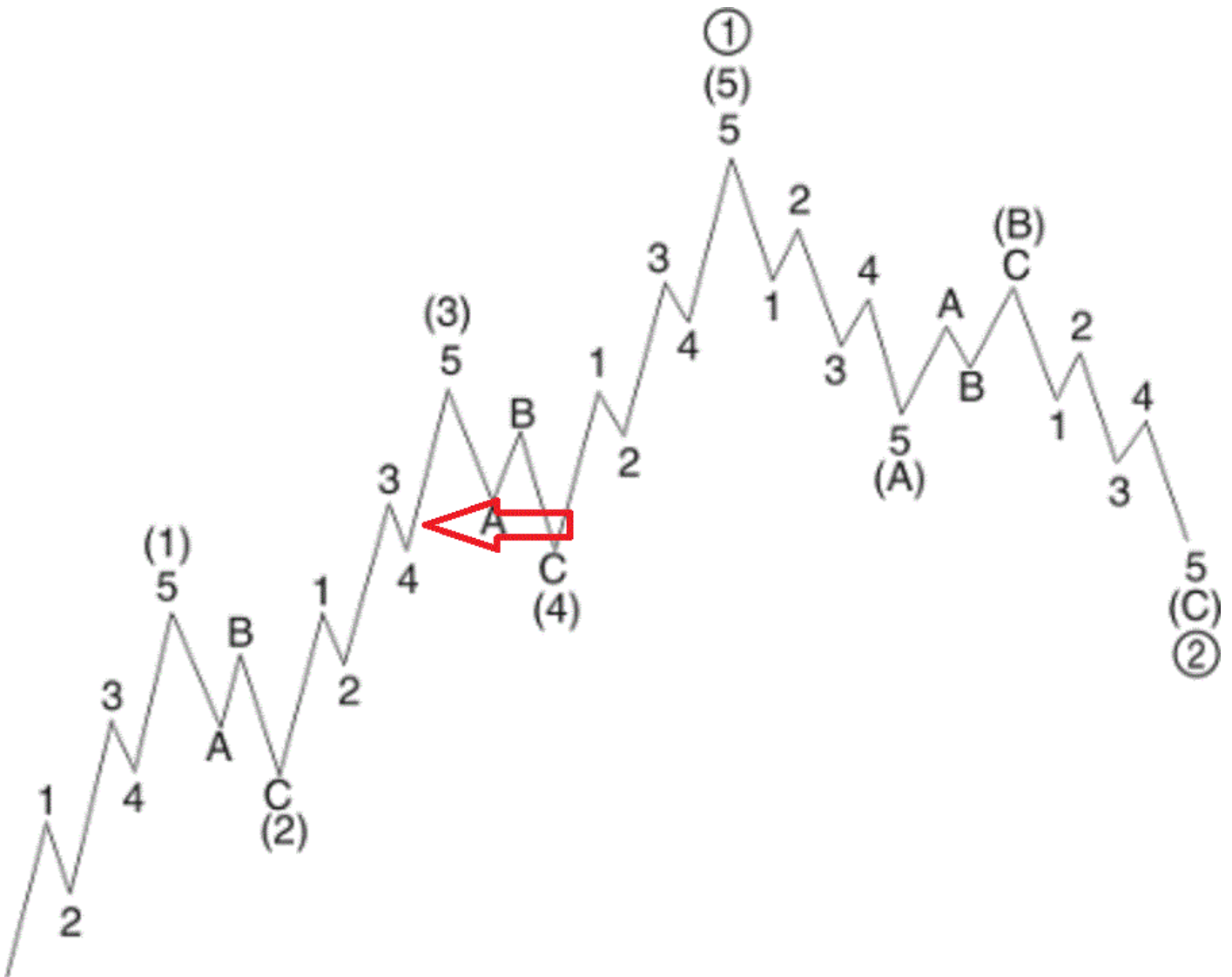
## Where are we?

Except in very broad terms, I am not a huge fan of Elliott Wave Theory. People tie themselves in knots trying to label Elliott Waves.

However, as a general principle, the theory tends to work ... stock prices rally in five waves, where 1, 3 and 5 are rallies and waves 2 and 4 are corrections.

What complicates matters is that each of the rally legs can subdivide into their own 5-wave structures.

According to the optimistic Elliott theorists, American stock markets are nearing the end of a Wave 3, which in reality is only part of Wave 1 of a new supercycle Bull market destined to run for decades.



In other words, the Elliott optimists think we are about where I've inserted the red arrow on the chart above.

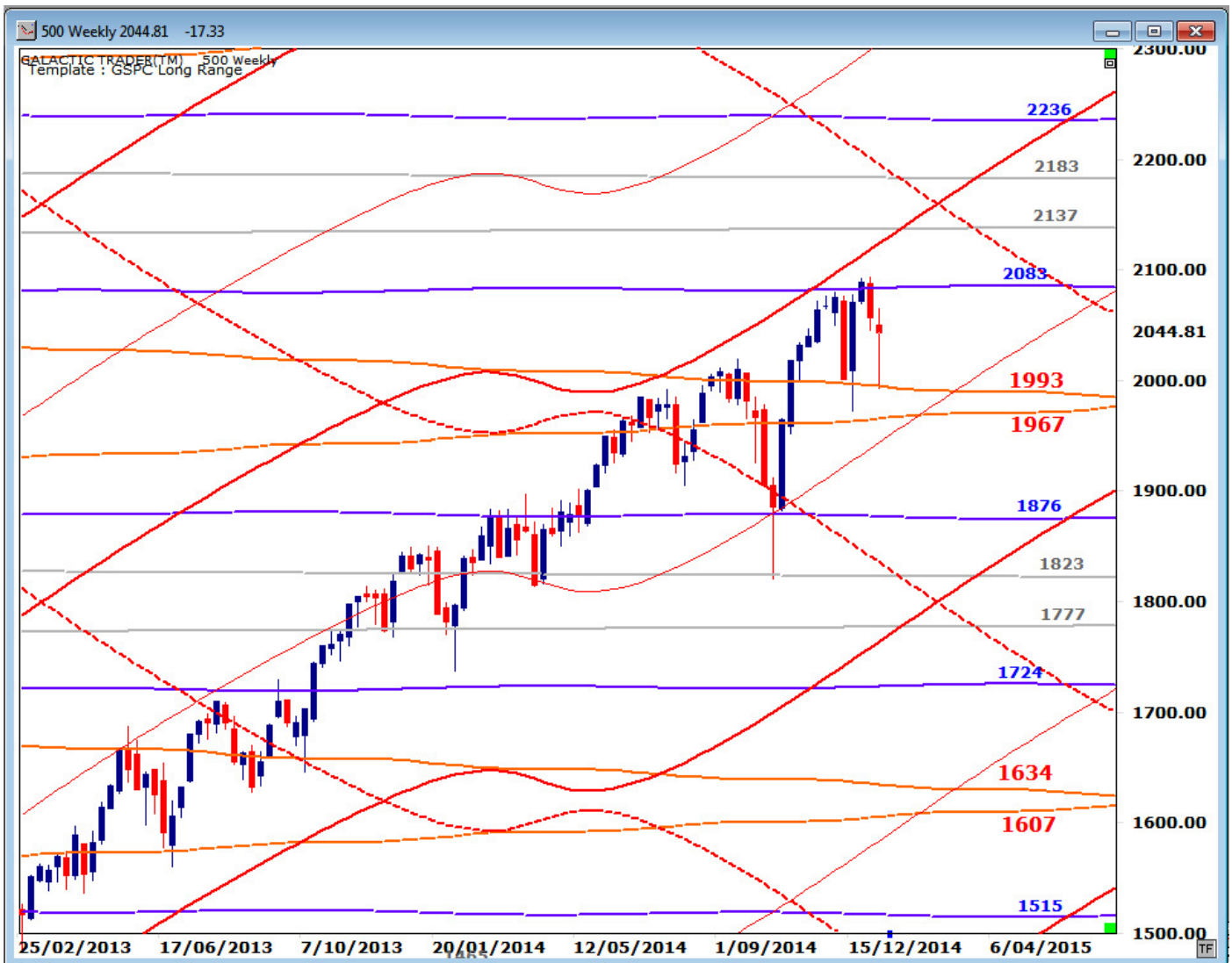
If they are correct, Wall Street will make significant new Highs in the next few months, followed by a major, months-long correction ... and then another rally likely to add hundreds of points to the SP500.

## **Price Targets for the SP500**

You are all, by now, totally familiar with the concept of my long-range planetary price charts for various indices.

The chart below, generated using the Galactic Trader 4 software, shows very clearly the price targets where you need to consider lightening up, or loading up ... depending on the state of The Idiot and the Big Bird oscillator at the time those prices are hit.

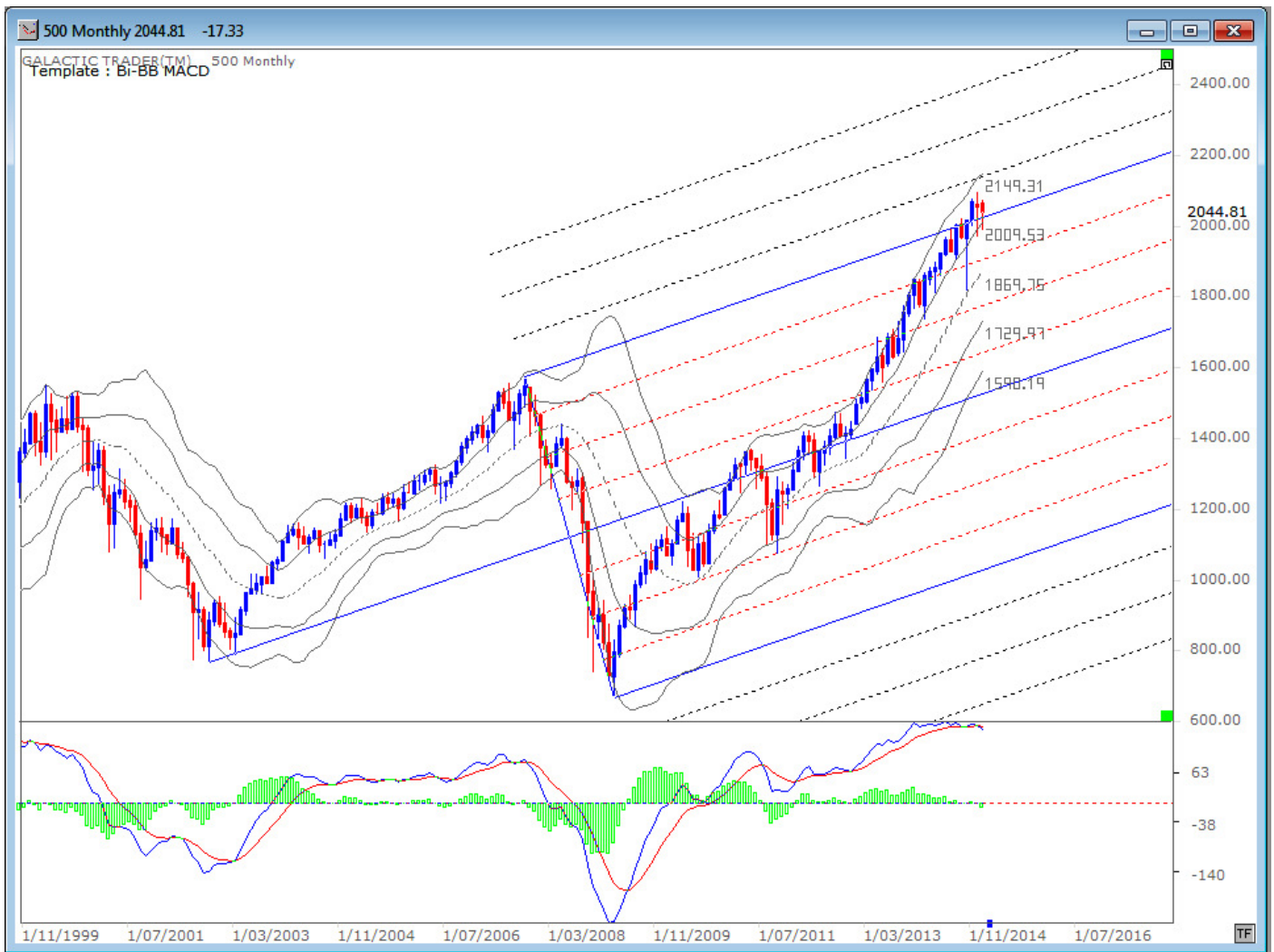
And it is exceedingly obvious that they DO get hit. Time and again.



Yes, there are often overshoots and undershoots. That really isn't the point. The point is you are being given very clear targets that can make you a LOT of money if you shut out the damn "noise" as the market approaches these points and look carefully for a pending change in trend direction.

Now, let's take a look at a couple of long-range technical charts for the SP500, starting with a pitchfork with the recommended fast MACD oscillator.





**Firstly, the MACD signal line is rolling over to negative and with negative divergence obvious in the continuing lower peaks in the green histogram.**

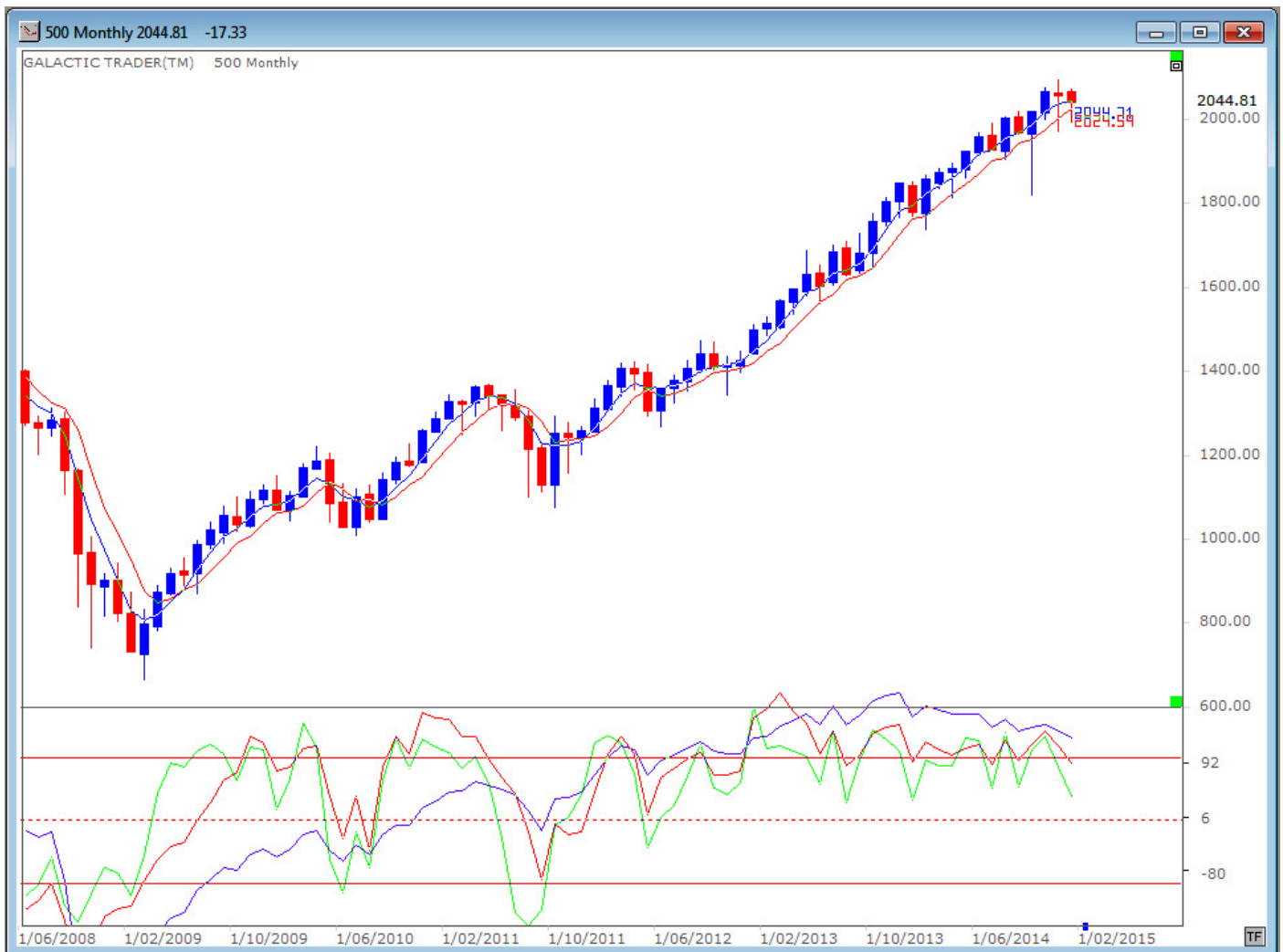
**However, the MACD signal line itself has gone a lot higher than it did at the two previous Bull peaks ... suggesting that the Elliott optimists may well be right, that we are only nearing the end of Wave 3.**

**But there are also clear warning signs, not just those from the MACD.**

**Price has breached the upper blue tyne of the pitchfork ... and doesn't appear to be too happy about doing so.**

**As we start the year, price is maintaining its position within the upper tier of the Bi-BB levels.**

**It is a similar position using The Idiot methodology, which is our next chart.**



**The monthly Idiot for the SP500 remains in Buy mode, where it has been since 2011.**

**There are 3 Canaries in the oscillator panel ... the green Fast Bird, the red Medium Bird and the blue Big Bird.**

**All three are rolling over and recording lower peaks.**

**Fast Bird and Medium Bird have declined below the +100 line (the upper, unbroken red line), giving a clear warning that the rally, or at least this post-2011 leg of the rally, is weaker below the surface than many commentators believe.**

**However, Big Bird ... the most important of the three for long-range trading and investing ... is still well above the Bull market signal of the +100 line.**

**And that's it for this edition. In short, even the optimists think we are at most only a few months away from a significant correction. Which will be followed, when it is finished, by another strong Bull run.**

**You have the planetary price targets to watch and the Bradley and *Spooky Stuff* timing triggers to monitor.**

**Good luck. I wish you all a happy, healthy and prosperous 2015.**

**Safe trading ... RA**